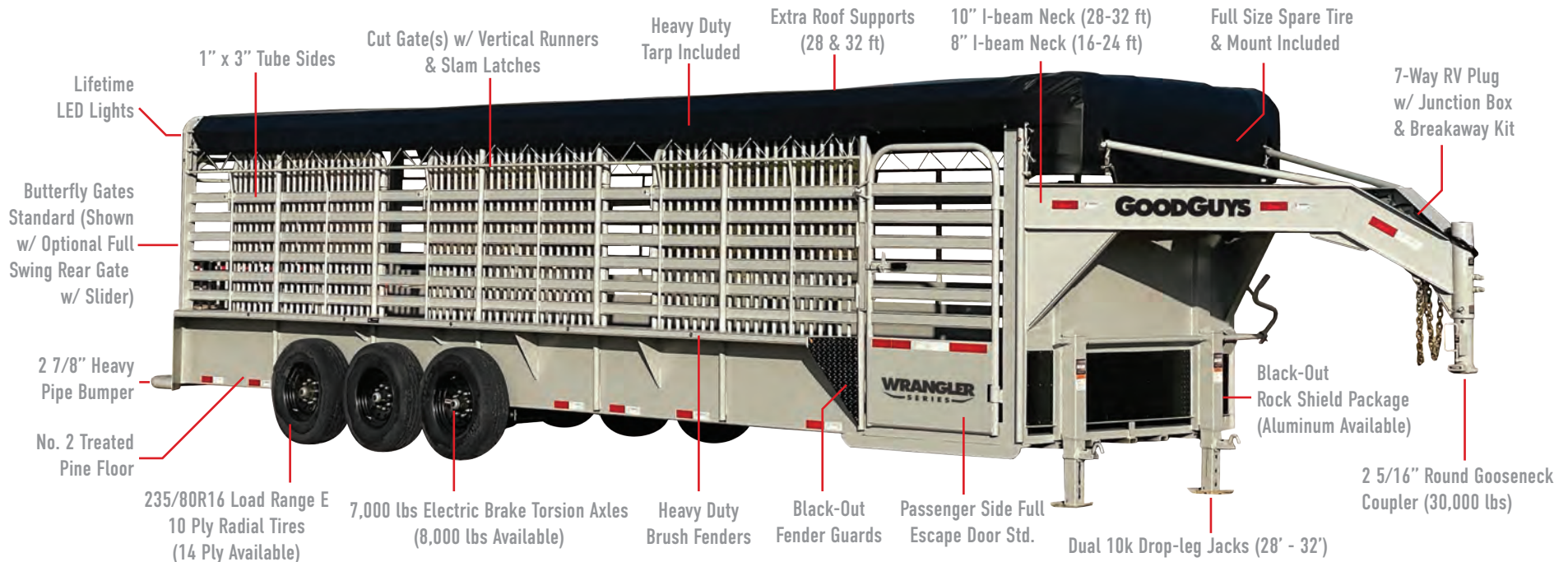


# WRANGLER BAR-TOP GOOSENECK

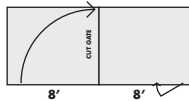
# WRANGLER SERIES

**LENGTHS AVAILABLE:** 16, 20, 24, 28, 32 FT  
**GVWR:** 15,680 LBS [TANDEM], 21,000 LBS [TRIPLE]  
**INSIDE WIDTH:** 6' 8" [80"]  
**INTERIOR HEIGHT:** 6' 8" [80"] TO ROOF BOW

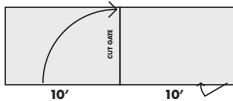
**FRAME:** 3" X 3" ANGLE [16-24 FT] 3" X 5" ANGLE [28-32 FT]  
**TIRES:** 235/80R16 LOAD RANGE E 10 PLY RADIAL  
**AXLES:** [2] 7,000 LBS ELECTRIC BRAKE TORSION [16-24 FT]  
**TARP, FULL ESCAPE DOOR, AND SPARE INCLUDED**



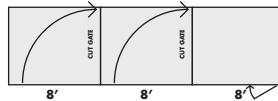
16 ft Model (Top View)



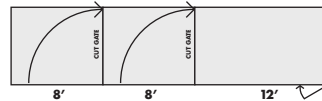
20ft Model



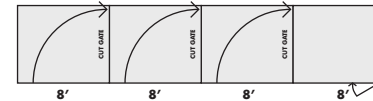
24 ft Model



28 ft Model



32 ft Model



# GOODGUYS



**POPULAR OPTION**  
 Shelby Cleated  
 Rubber Floor